





	20 mins	<p>Session 1</p>		<p>Session 2</p> <p>For white rose maths this week, please press on the Summer Term- Week 4 (w/c 11th May) tab.</p>	Lunch	<p>Session 3</p>
<p>Monday</p>	<p>Phonics- please see notes at bottom of planning</p>	<p><u>English</u> Pippety Skycap- A tale of mischief! (see Talk 4 Writing attachment)</p> <p><u>Learning Objective</u> Read and respond to a story</p> <p><u>Activity</u></p>  <p>P. 3,4, and 5. Read the story, talk about the story, and then fill in Pippety's sticky notes.</p>	<p>Break</p> <p>Bible Story</p>	<p><u>Maths</u> https://play.numbots.com/#/intro Your child has their own login; ask if you need it- 10 minutes daily practice</p> <p><u>Learning Objective</u> To add by making 10</p> <p><u>Activity</u> https://whiterosemaths.com/homelearning/year-1/</p> <p>There is a video to watch and then an activity sheet to complete (sheet attached).</p> 	<p><u>Quiet reading</u></p>	<p><u>Outdoor Learning</u> <u>Learning Objective</u> To follow and design a scavenger hunt.</p> <p><u>Activity/Project</u> Go on a colour scavenger hunt around your garden or an outdoor space. I have attached a scavenger hunt that you can use for this. Then, plan your own scavenger hunt for someone else to do e.g. can you find something round, can you find a feather, can you find something orange...</p>  <p><u>Music</u> <u>Activity/Project</u> https://www.outoftheark.co.uk/</p>  <p>Go to the Out of the Ark music website @home section. Here you will find a song to sing every day. There are some you will recognise and some new ones.</p>

Tuesday


English

Pippety Skycap- A tale of mischief! (see Talk 4 Writing attachment)

Learning Objective

Read and respond to a story

Activity



Re-read the story.
P.7- Can you remember who said what?

Maths

<https://play.numbots.com/#/intro>

Your child has their own login; ask if you need it- **10 minutes daily practice**

Learning Objective

To subtract within 20

Activity

<https://whiterosemaths.com/homelearning/year-1/>

There is a video to watch and then an activity sheet to complete (sheet attached).

Lesson 2 - Subtract within 20

Work out the subtractions. Have a go

1) $15 - 6 = \square$

2) $16 - 8 = \square$

3) $11 - 4 = \square$

Quiet reading

Geography

Learning Objective

To research a continent

Activity

2020 marks 200 years since the discovery of the Antarctic continent. Can you research and find 5 interesting facts about Antarctica?



Wednesday


English

Pippety Skycap- A tale of mischief! (see Talk 4 Writing attachment)

Learning Objective

Read and respond to a story

Activity



P.8- Can you answer questions about the story in sentences?

Maths

<https://play.numbots.com/#/intro>

Your child has their own login; ask if you need it- **10 minutes daily practice**


Learning Objective

To add and subtract worded problems

Activity

<https://whiterosemaths.com/homelearning/year-1/>

There is a video to watch and then an activity sheet to complete (sheet attached).



Quiet reading

Science

Learning Objective

To understand where fruits and vegetables grow.

Activity/Project

Match the fruit and vegetables to where you think they grow. Watch the PPT and then on a piece of paper draw pictures and label.

Week 5- Plant diary

Draw and describe what has happened to your plant in the last week.



Challenge

With the help of an adult, can you make your own fruit smoothie/salad?



Thursday


English

Pippety Skycap- A tale of mischief! (see Talk 4 Writing attachment)

Learning Objective

To explore words together

Activity



Page 9 and 10- Talk about words in the story. Can you think up actions to go with these words? What sounds can you hear in these words? Can you find four things in your house that are soft, shiny?

Maths

<https://play.numbots.com/#/intro>

Your child has their own login; ask if you need it- **10 minutes daily practice**

Learning Objective


To add and subtract worded problems

Activity

<https://whiterosemaths.com/homelearning/year-1/>

There is a video to watch and then an activity sheet to complete (sheet attached).

Lesson 4 - Compare number sentences



Quiet reading

RE

Learning Objective




To look at the story and understand what Christians will learn from it.

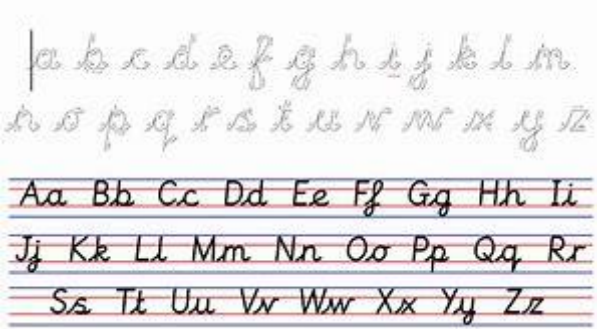
Activity

Ask a grown up to read the story of Daniel and the Lion's Den (DANIEL 6:1-23) from a children's bible or read/watch it on the internet. I have attached a PowerPoint of the story if you prefer. Can you retell the story in your own words?

Then, I have attached a colouring from the story which your child may like to colour in or make some puppets of the main characters and use these to retell the story with.



<p style="text-align: center;">Friday</p>	<p><u>English</u> <u>Learning Objective</u> To practise spelling the phoneme 'wh' saying 'w'</p> <p><u>Activity</u> Using the <i>Ben's Trip Back in Time</i> template, make your own write together book. The book recaps on this week's daily Power Points which are attached. Or 'wh' worksheet</p>	<p><u>Maths</u> https://play.numbots.com/#/intro Your child has their own login; ask if you need it- 10 minutes daily practice</p> <p><u>Learning Objective</u> Design and build a model</p> <p><u>Activity</u> Design and build a model using any materials you have in your house. It could be a model of your home, another building or something totally unique. How tall is your model? What shapes have you used?</p> 	<p>Quiet reading</p>	<p><u>PE</u> <u>Learning Objective</u> Throwing underarm</p> <p><u>Activity/Project</u> Practise throwing different objects at a target using an underarm sling. Face the target, bring your arm back to your waist and then forward. Let go of your object as it comes in front of you. Which do you find easier: overarm or underarm? If you have a Frisbee, practise throwing and catching it with a partner. Can you catch it with 1 hand/2 hands? How far can you stand away from your partner and still catch it?</p> 	<p>Golden Time Board games Cooking Art & Craft</p> 
--	---	---	-----------------------------	---	--

<p>Phonics</p>	<p>'wh' saying 'w' E.g. white, whisper, whiskers, whine, whale, which, while, wheel</p> <p>Common exception words for reading- lived, coming</p> <p>Common exception words for spelling- work, house</p> <p>Day 1: Watch the 'wh' PowerPoint (attached). Write the word in the air. Day 2: Choose one of this week's words and write it using something different e.g. sand, water, chalk, paint, crayons, felt tips. Day 3: Beat the clock! Set a timer – how many times can you write each work in a minute? Day 4: Can you think of any words which rhyme with each word – they may be spelt differently Day 5: Complete the 'wh' worksheet or Ben's write together book (attached).</p>
<p>Handwriting</p>	<p>Below is also a link to year 1 handwriting worksheets. Please use the looped pre-cursive versions. New sheets each week. https://www.twinkl.co.uk/resource/year-1-term-1-to-3-spelling-handwriting-practice-bumper-resource-pack-tp-1-091</p>  <p>The handwriting practice sheet consists of three parts: a top section with cursive letters a through m, a middle section with cursive letters n through z, and a bottom section with printed letters Aa through Zz on a four-line grid.</p>
<p>Reading</p>	<p>Read magazines, recipes, instructions for games and any books you have. Ask your parents to make a comment in your reading record. Here is the link for some online books. Oxford Owl needs parents to register but has book band books for all levels.</p> <p>https://www.oxfordowl.co.uk/for-home/find-a-book/library-page/</p> <p>https://www.booktrust.org.uk/books-and-reading/have-some-fun/storybooks-and-games/</p>

PE



Joe Wicks holds daily PE lessons for kids on YouTube

<https://www.youtube.com/watch?v=88Ot2ReVHkw>

Or

Go Noodle

<https://www.gonoodle.com/good-energy-at-home-kids-games-and-videos/>

has games, activity ideas including yoga and mindfulness

To access any of the Twinkl resources above, you need to sign up to go to [twinkl.co.uk/offer](https://www.twinkl.co.uk/offer) and enter the code **PARENTSTWINKLHELPS**. This will give you one month's free access.