




Spring Topic homework

Every two weeks you are going to choose one of these projects to complete over the next fortnight. Make sure you put the date you chose it and the date its due. Every Friday we will showcase these and celebrate your efforts - some will make it on the display board!

<p>Research an aircraft, ship or tank that took part in WW2. Make a model, drawing or collage and include a detailed description.</p> 	<p>Become a Quizmaster: Create a game or quiz which is all WW1 or WW2</p> 	<p>The Christmas truce of 1914: Research this time in history and record your findings as a factfile / powerpoint or a piece of art.</p> 
<p>Who was Hitler? Write down 10 key facts about him. Can you find out any facts that we don't know about?</p>	<p>Propaganda posters were used to boost morale during WW2 to get the members of the public to do something to help the war effort. Design a poster encouraging men to sign up to fight in WW2 or explaining how to stay safe in a blackout.</p>	<p>Draw a picture of a WW1 trench - label what you remember from lessons. Or you could make a model of one.</p>
<p>Visit your local library and find some books all about either WW1 or WW2. Record any new facts you have learnt. Can you find specific facts about our local area in the war?</p>	<p>Write a dinner menu using ingredients that were available during rationing.</p>	<p>Homework dates: 24th Jan 7th Feb</p>

